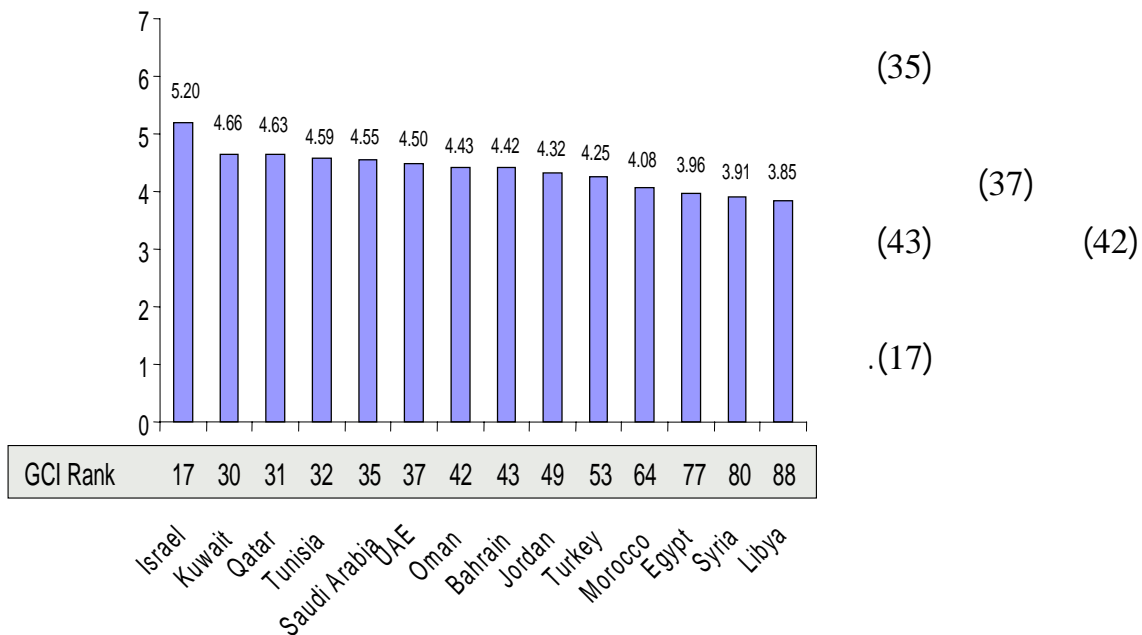


**2008/2007**

(131) (49)  
 (Global Competitiveness Report)  
 (Business Competitiveness Index) (48)  
 50 2008/2007

(BCI)  
 48 46  
 (9) (50)  
 (GCR) (MENA)  
 (77) (64)  
 (30)  
 : (32) (31)

**2008/2007 (MENA)**



(35)  
 (37)  
 (43) (42)  
 (17)



(9) (12) ( )

:

:

(1

(2

(3

(4

(5

(6

(7

(8

(9

(10

(11

(12



( ) :

### Basic Requirements

Institutions
Infrastructure
Macroeconomy
Health and Primary Education

### Efficiency Enhancers

Higher Education and Training
Goods Market Efficiency
Labor Market Efficiency
Financial Market Sophistication
Technological Readiness
Market Size

### Innovation and Sophistication Factors

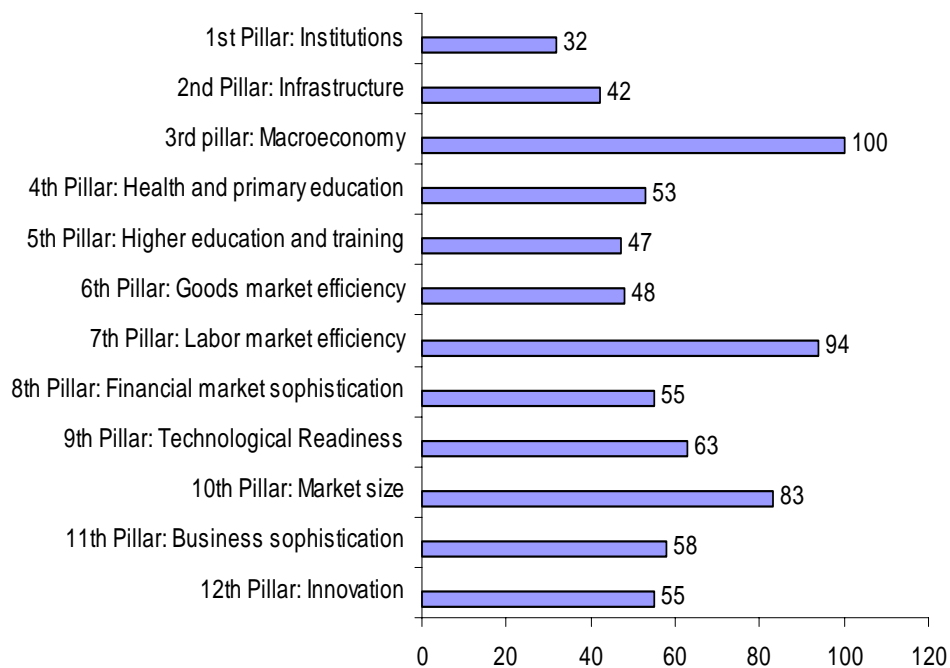
Business Sophistication
Innovation

..



:

**(a lower rank means better performance)**



(42) (32)

(50)

(25) (40) (29)

(40) (35) (29)

(37) (37) (34)

(100)

(93) (94)

(112)

(105)



:

(86) / (103) (95)  
. (124)

(82) (62)

(37) (25) (47)  
. (48)

(33) (25) (21)

(83) (36) (31)

(35) (73)

(92)



(39)

(87)

(75)

(42)

(37)

(75)

(38)

(69)



(48)

2007/2006

(127)

(51)

(46)

(50)

(43)

(33)

(28)

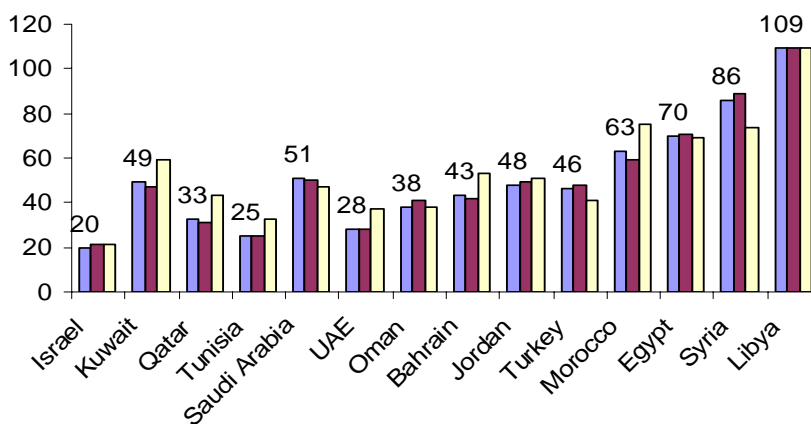
(70)

(57)

**2008/2007**

:

**Rank out of 127**



■ BCI Rank  
■ Quality of the National Business Environment  
■ Company Operations and Strategy Ranking

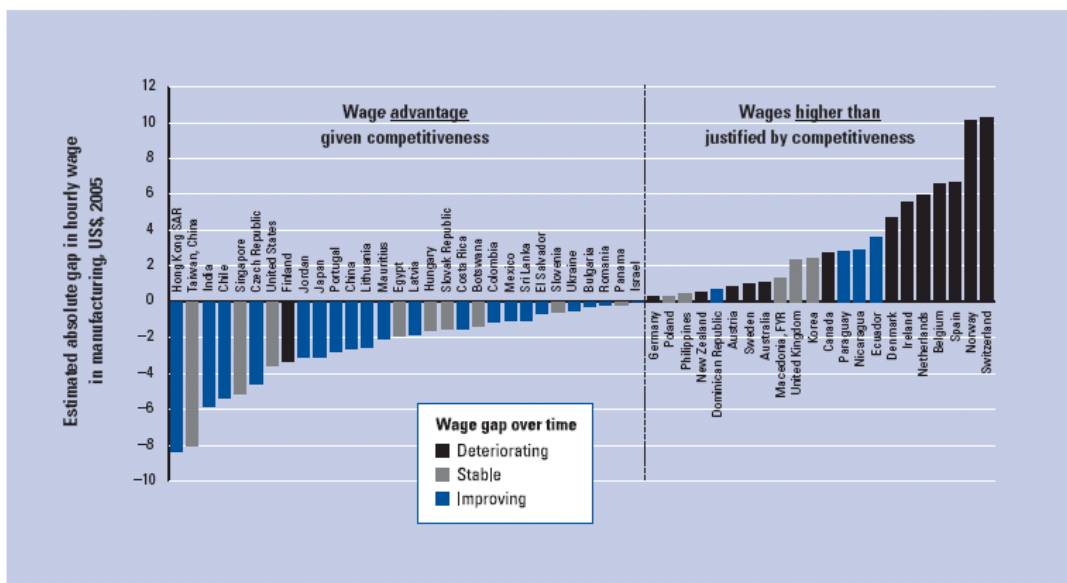
:

(49)

(51)

(%80)

Figure 9: Wages vs. competitiveness



Source: US Department of Commerce International Trade Administration; EUROSTAT; authors' analysis.